

## Mounting plate for large devices



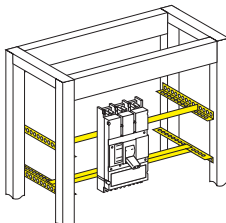
07619

The plate consists of 2 U-shaped metal bars, 3 mm thick. Supplied with 4 slide rails for adjusting depth. To be installed in:


- Prisma P cubicles, mounted directly on the frame
- Prisma PH cubicles, equipped with functional uprights.

### Catalogue numbers

description	cat. No.
mounting plate for large devices	07619



## Slotted plates



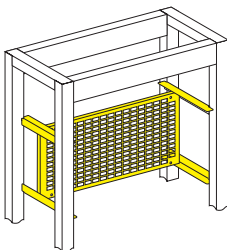
07661

Zinc-plated and chromated metal mounting plate. Supplied with 4 slide rails for adjusting depth. To be installed in:

- Prisma P cubicles
- Prisma PH cubicles, equipped with functional uprights.

### Catalogue numbers

description		cat. No.
slotted plate	H = 250 mm	07661
	H = 500 mm	07662

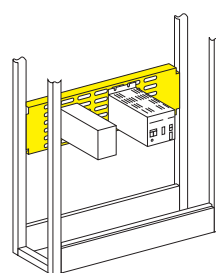
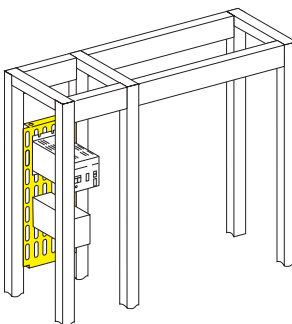


Zinc-plated and chromated metal mounting plate. To be installed in:

- horizontally at the rear of a switchboard:
- in Prisma P cubicles, fixed directly to the frame
- in Prisma PH cubicles, equipped with functional uprights
- vertically in the duct, L = 200 mm, of a Prisma P cubicle.

### Catalogue numbers

description		cat. No.
slotted plate	H = 150 mm	07660



## Clip-on nuts



Used for mounting various devices (contactors, transformers, etc.) on slotted plates.

clip-on nuts for slotted mounting plates		cat. No.
20 clip-on nuts	M4	05114
	M5	05115
	M6	05116

