4E

Deepwell Borehole

Submersible multistage centrifugal pumps for 4” wells, featuring independent floating impellers that reduce axial load on the motor and prevent wear in case of dry running. The motor bracket and coupling are made according to NEMA standards.
Common applications include civil and agricultural use. The pump materials are certified for drinking water, and due to their high efficiency and reliability, these pumps are highly recommended for residential applications and irrigation. The pumps are ideal for automatic water distribution in combination with pressure tanks, irrigation systems, and other uses.

Construction features	
Suction and delivery outlet	stainless steel AISI 304
External jacket	stainless steel AISI 304
Impellers	polyoxymethylene
Diffusers	polyoxymethylene and AISI 304
Support bush with sleeve	polyoxymethylene and ceramic
Shaft	stainless steel AISI 431B
Coupling	stainless steel AISI 316L
Quantity of sand in the water	250 g/m³
Max liquid temperature	45 °C

4E 20

50 Hz - 2900 rpm							Q						
TYPE	P2		SUITABLE MOTOR			l/min	0	15	20	25	30	35	40
			1~ 230V		3~ 400V	l/sec	0	0,25	0,33	0,42	0,50	0,58	0,67
	HP	Kw	A	µF	A	m³/h	0	0,9	1,2	1,5	1,8	2,1	2,4
4E 20/09-05	0,5	0,37	3,6	20	1,6	H (m)	60	56	50	43	35	26	15
4E 20/14-07	0,75	0,55	4,5	25	2		92	85	76	66	54	40	23
4E 20/19-10	1	0,75	6	35	2,6		122	112	101	86	71	53	30
4E 20/28-15	1,5	1,1	8,2	40	3,4		176	161	145	125	103	77	44
4E 20/38-20	2	1,5	11	50	4,6		231	212	191	164	135	101	58

MEI ≥ 0,7 (regulation EU N. 547/2012)

Max Eff. %	52,5
Max kW / St.	0,039

4E 30

50 Hz - 2900 rpm							Q								
TYPE	P2		SUITABLE MOTOR			l/min	0	15	20	25	30	35	40	45	50
			1~ 230V		3~ 400V	l/sec	0	0,25	0,33	0,42	0,50	0,58	0,67	0,75	0,83
	HP	Kw	A	µF	A	m³/h	0	0,9	1,2	1,5	1,8	2,1	2,4	2,7	3,0
4E 30/08-05	0,5	0,37	3,6	20	1,6	H (m)	55	51	48	44	39	33	26	18	8
4E 30/12-07	0,75	0,55	4,5	25	2		83	76	72	66	58	49	39	27	12
4E 30/16-10	1	0,75	6	35	2,6		110	101	96	88	78	66	52	36	16
4E 30/23-15	1,5	1,1	8,2	40	3,4		154	141	133	123	109	92	72	51	23
4E 30/32-20	2	1,5	11	50	4,6		214	197	186	171	151	128	101	70	32
4E 30/45-30	3	2,2	14,8	70	6,2		302	277	261	241	213	180	142	99	45
4E 30/60-40	4	3	-	-	7,8		402	369	348	321	284	240	189	132	60

MEI ≥ 0,7 (regulation EU N. 547/2012)

Max Eff. %	53,4
Max kW / St.	0,047

4E 35

50 Hz - 2900 rpm							Q								
TYPE	P2		SUITABLE MOTOR			l/min	0	20	25	30	35	40	45	50	55
			1~ 230V		3~ 400V	l/sec	0	0,33	0,42	0,50	0,58	0,67	0,75	0,83	0,92
	HP	Kw	A	µF	A	m³/h	0	1,2	1,5	1,8	2,1	2,4	2,7	3,0	3,3
4E 35/07-05	0,5	0,37	3,6	20	1,6	H (m)	47	42	39	36	33	28	23	18	12
4E 35/11-07	0,75	0,55	4,5	25	2		74	66	62	57	52	45	37	28	18
4E 35/15-10	1	0,75	6	35	2,6		98	87	82	76	68	59	49	37	24
4E 35/22-15	1,5	1,1	8,2	40	3,4		140	125	118	109	98	85	70	54	35
4E 35/30-20	2	1,5	11	50	4,6		191	171	161	148	134	116	96	73	47
4E 35/42-30	3	2,2	14,8	70	6,2		273	244	229	212	191	166	137	104	67
4E 35/57-40	4	3	-	-	7,8		367	327	308	285	257	223	184	140	91

MEI ≥ 0,7 (regulation EU N. 547/2012)

Max Eff. %	57,8
Max kW / St.	0,05

4E

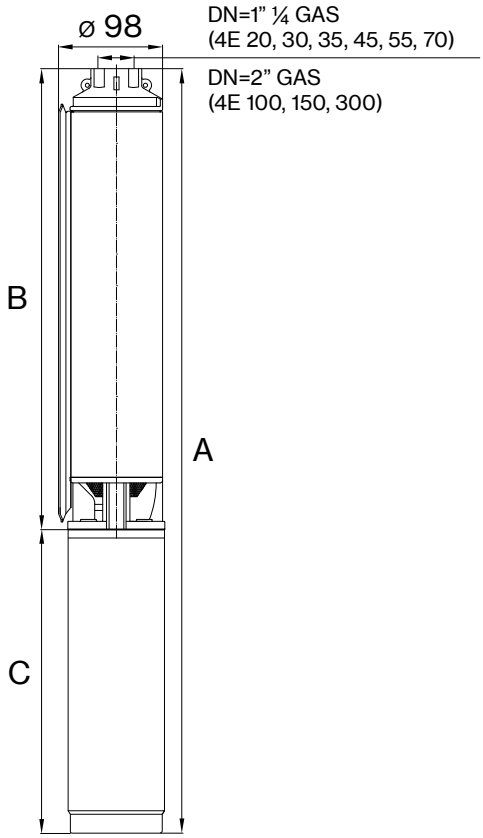

4E 20

TYPE	DIMENSIONS (mm)					WEIGHT (kg)				
	A (1~)	A (3~)	B	C (1~)	C (3~)	A (1~)	A (3~)	B	C (1~)	C (3~)
4E 20/09-05	641	641	316	325	325	10,3	9,8	3,3	7	6,5
4E 20/14-07	741	741	416	325	325	12	11,4	4,4	7,6	7
4E 20/19-10	866	841	516	350	325	14,1	13	5,4	8,7	7,6
4E 20/28-15	1117	1082	732	385	350	18	16,4	7,7	10,3	8,7
4E 20/38-20	1350	1315	930	420	385	21,8	20,2	9,8	12	10,4

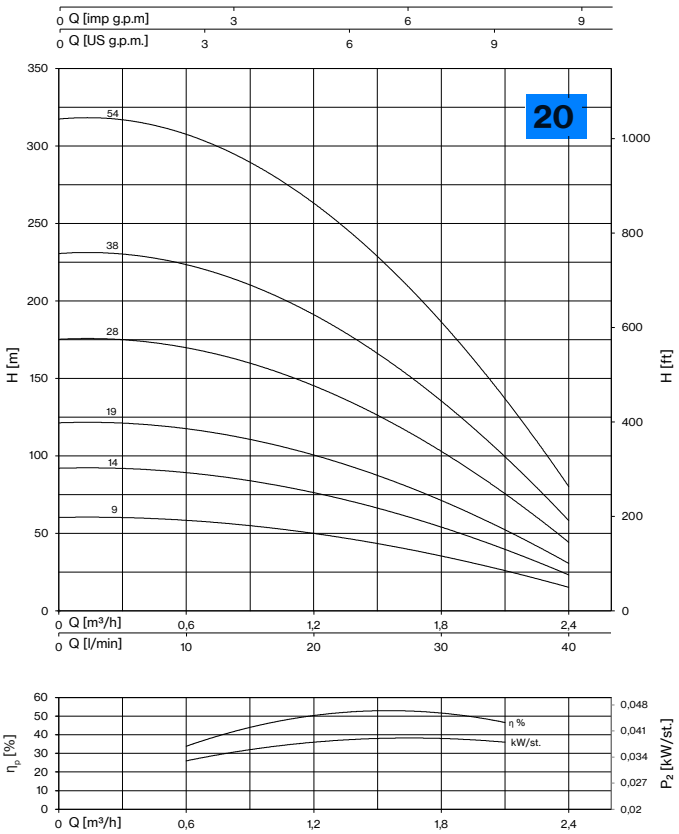

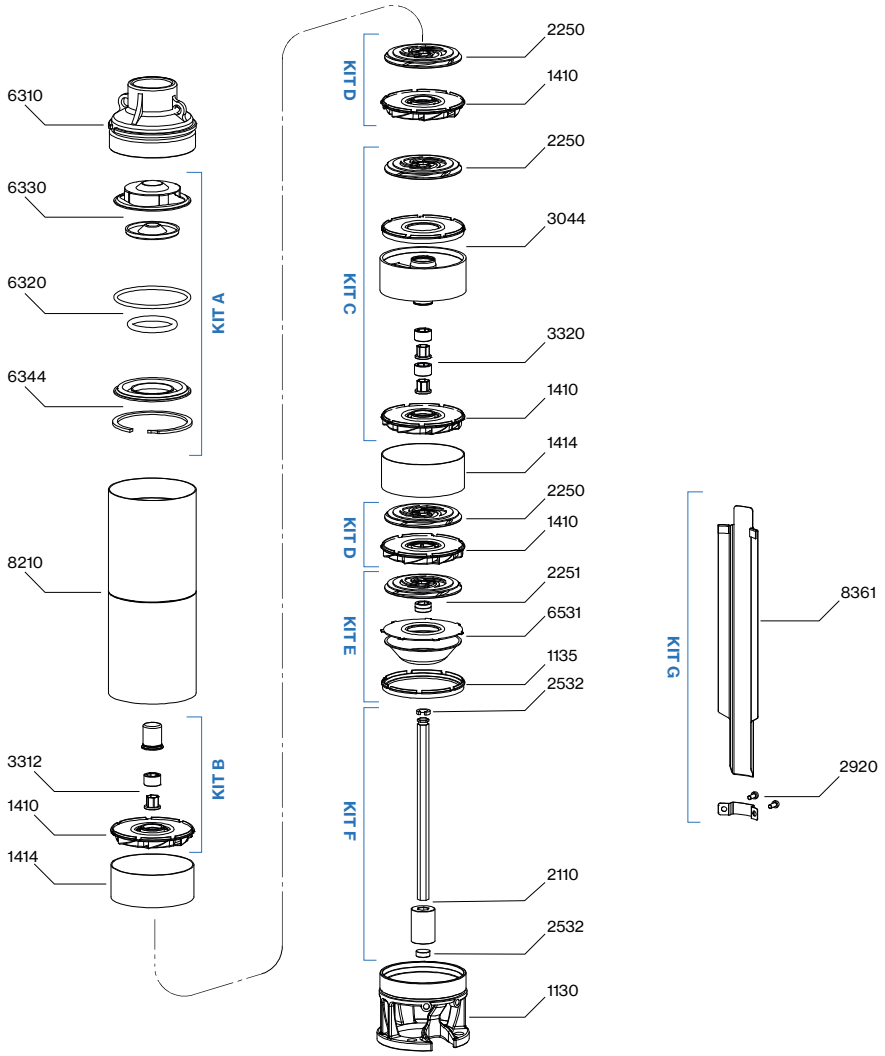

N. CODE	KIT	DESCRIPTION	MATERIAL
6320	**KIT A** *check valve*	**O-RINGS**	NBR
6330		**WING VALVE WITH COVER**	AISI 304
6340		**WING VALVE ALIGNER**	POM-C
6344		**SUPPORT WING VALVE AND SEEGER**	AISI 304
1410	**KIT B** *upper support*	**COMPLETE DIFFUSER WITH DISC**	POM-C + CERAMIC Al203 + AISI 304
3312		**SUPPORT BUSH WITH SLEEVE**	POM-C + CERAMIC Al203
2531		**SEEGER**	POM-C
1410	**KIT C** *intermediate support*	**COMPLETE DIFFUSER WITH DISC**	POM-C + CERAMIC Al203 + AISI 304
2250		**IMPELLER**	POM-C
3320		**SUPPORT BUSH WITH 2X SLEEVE**	POM-C + CERAMIC Al203
3044		**INTERMEDIATE SUPPORT**	AISI 304
1410	**KIT D** *stage*	**COMPLETE DIFFUSER WITH DISC**	POM-C + CERAMIC Al203 + AISI 304
2250		**IMPELLER**	POM-C
1135	**KIT E** *first stage*	**CENTERING RING**	POM-C
6531		**DISC AND GRID**	AISI 304
2251		**FIRST IMPELLER WITH SPACERS**	POM-C
2110	**KIT F** *shaft with coupling*	**SHAFT WITH COUPLING**	AISI 431B
2532		**SEEGER WITH SHOCK SUPPORT**	POM-C
2920	**KIT G** *cable cover*	**SCREWS**	AISI 304
8361		**CABLE COVER**	AISI 304
1130	-	**BOTTOM CASING**	AISI 304
1414		**SPACER PIPE**	AISI 304
6310		**TOP CASING**	AISI 304
8210		**EXTERNAL PIPE**	AISI 304

4MPE

4” and 6” rewindable oil filled submersible motors characterized by high torque, strong mechanical structure, high reliability. Suitable for vertical and horizontal operations.

Construction features	
Upper support	nickel plated cast iron
External jacket, shaft and cup	stainless steel AISI 304
Mechanical seal	ceramic-graphite
Ball bearings	axial and radial oil lubricated
Number of startups/hr	max 30
Coolant	non-toxic dielectric lubricant
Cable	1,75 to 4 m according to motor size (3 wires + ground)
Shaft extension and coupling	NEMA standard
Voltage	1~ 220/230V - 50Hz 3~ 380/415V - 50Hz
Insulation class	F
Protection degree	IPX8
Max liquid temperature	35° C
Max depth immersion	150 m

4MPE

6MPE

4 MPE T 30 H

- thrust load: standard / **H** high
- nominal power HP : ×10 (4") ×100 (6")
- 1~ / **T** 3~
- motor type
- size (inches)