



BUSE CERAMIQUE (ACCESSOIRE TORCHE TIG)

$\Phi$ (mm)	Lincoln Part.n.	Int. Part.n.	$\Phi$ (mm)	Lincoln Part.n.	Int. Part.n.
1.0	KP10505-10	10N30	6.5	KP10514-4	10N50
1.6	KP10505-16	10N31	8.0	KP10514-5	10N49
2.4	<b>KP10505-24</b>	<b>10N32</b>	9.5	<b>KP10514-6</b>	<b>10N48</b>
3.2	KP10505-32	10N28	11.0	KP10514-7	10N47
			12.5	KP10514-8	10N46
			16.0	KP10514-10	10N45
			19.0	KP10514-12	10N44




**COLLET BODY**  
KP10505-size




**CERAMIC NOZZLE**  
KP10514-size

**GAS LENS**  
KP10507-size



**CERAMIC NOZZLE**  
KP10515-size



$\Phi$ (mm)	Lincoln Part.n.	Int. Part.n.	$\Phi$ (mm)	Lincoln Part.n.	Int. Part.n.
1.0	KP10507-10	45V24	6.5	KP10515-4	54N18
1.6	KP10507-16	45V25	8.0	KP10515-5	54N17
2.4	KP10507-24	45V26	9.5	KP10515-6	54N16
3.2	KP10507-32	45V27	11.0	<b>KP10515-7</b>	<b>54N15</b>
4.0	KP10507-40	45V28	12.5	KP10515-8	54N14
			17.5	KP10515-12	54N19