













3/4" SQUARE DRIVE TRUCK RANGE

SET OF METRIC SOCKETS 19 TO 55 MM

- Comprising:
Metal box
BT.6AG: 468 x 190 x 160 mm.
Tray PL.43B.
ΔΔ: 17 kg.

		
K.441A		K.151B
K.442E		K.151B








	KB - KHB: 19 · 21 · 22 · 23 · 24 · 27 · 30 · 32 · 34 · 36 · 38 · 41 · 46 · 50 · 55 mm		K.151B		K.140A		K.215B		K.120B		K.125A		K.210B		K.240A
---	---	---	--------	---	--------	---	--------	---	--------	---	--------	---	--------	---	--------

SET OF METRIC SOCKETS 30 TO 55 MM

- Comprising:
Metal box
BT.103G: 643 x 230 x 111 mm.
Tray PL.40.
ΔΔ: 16,30 kg.

		
K.432E		K.151B
K.433u		K.151B



	KB - KHB: 30 · 32 · 33 · 34 · 36 · 38 · 41 · 42 · 46 · 50 · 54 · 55 mm		K.151B		K.215B		K.120B		K.210B
---	--	---	--------	---	--------	---	--------	---	--------

6-POINT SOCKET MODULE 34 TO 55 MM

- MOD.K1**
• Tray PL.324.
ΔΔ: 8.29 kg.

 **Compatible with the Facom modular storage system**




		
K.432E		K.151B






	KHB: 34 · 36 · 41 · 46 · 50 · 55 mm		K.151B		K.230B		K.210B
			K.120B		K.210B		



SET OF METRIC SOCKETS 22 TO 50 MM

- Comprising:
Metal box
BT.103G: 643 x 230 x 111 mm.
Tray PL.42.
ΔΔ: 12,9 kg.

		
K.420N		K.151B
K.421N		K.151B

	KHB - KB: 22 · 24 · 27 · 30 · 32 · 34 · 36 · 41 · 46 · 50 mm		K.151B		K.215B		K.120B		K.210B
---	--	---	--------	---	--------	---	--------	---	--------

