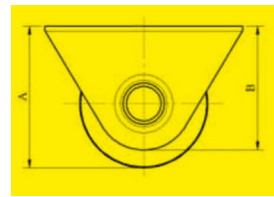
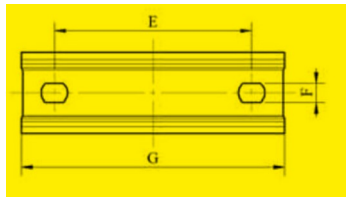
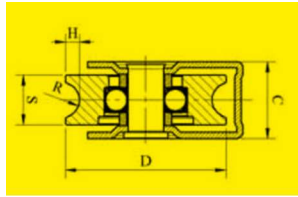
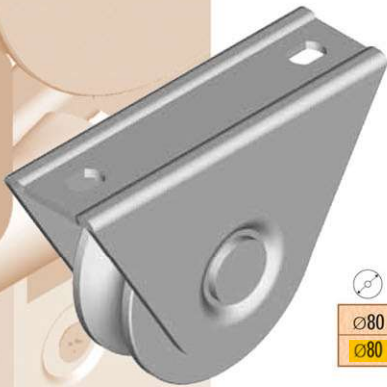


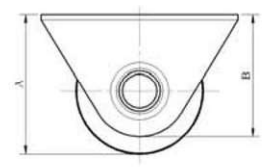
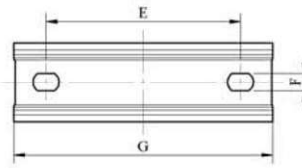
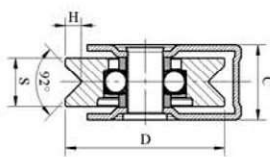
# ROUES AVEC SUPPORT

## SUPPORT EXTERIEUR GORGE RONDE



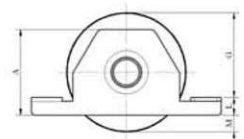
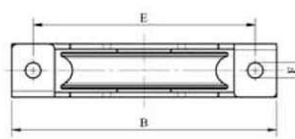
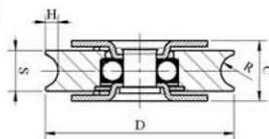

	Rail	A	B	C	D	E	F	G	H	S	R				CODE		EAN 13
∅80	∅16	86	75	37	∅77,5	90	8,5x12	120	6,8	24	8,3	1	200 kg	0,895 kg	435 0601	6	339680740039 4
∅80	∅20	86	75	37	∅77,5	90	8,5x12	120	9,3	24	10,3	1	200 kg	0,893 kg	435 0803	6	339680740130 8

## SUPPORT EXTERIEUR GORGE TRIANGULAIRE



	Rail	A	B	C	D	E	F	G	H	S	R				CODE		EAN 13
∅80	Triangulaire	86	75	37	∅77,5	90	8,5x12	120	7,8	24	1	200 kg	0,908 kg	435 0600	6	339680740038 7	

## SUPPORT INTERIEUR GORGE RONDE



	Rail	A	B	C	D	E	F	G	H	L	M	S	R				CODE		EAN 13
∅80	∅16	52	135	32	∅77,5	110	∅9	49,5	6,8	14	14	20	8,3	1	200 kg	0,760 kg	436 0801	4	339680740042 4
∅100	∅16	70	155	32	∅97,5	130	∅9	69	6,8	14,5	14	21	8,3	1	230 kg	1,140 kg	436 1001	6	339680740044 8
∅100	∅20	70	155	32	∅97,5	130	∅9	69	10,3	14,5	14	28	10,3	2	350 kg	1,550 kg	436 1011	6	339680740131 5
∅120	∅20	80	185	34	∅117,5	155	∅9	85,5	9,3	15	17	24	10,3	1	250 kg	2,250 kg	436 1201	6	339680740046 2
∅120	∅20	80	185	44	∅117,5	155	∅9	85,5	10,3	15	17	28	10,3	2	500 kg	2,474 kg	436 1211	4	339680740132 2
∅140	∅20	94	205	34	∅135,5	175	∅11	105	10,3	17	15,5	25	10,3	1	280 kg	3,100 kg	436 1401	6	339680740048 6