

HDB3w-125 Molded Case Circuit Breaker

IEC/EN60947-2



HDB3w-125 Molded Case Circuit Breaker has The Following Features

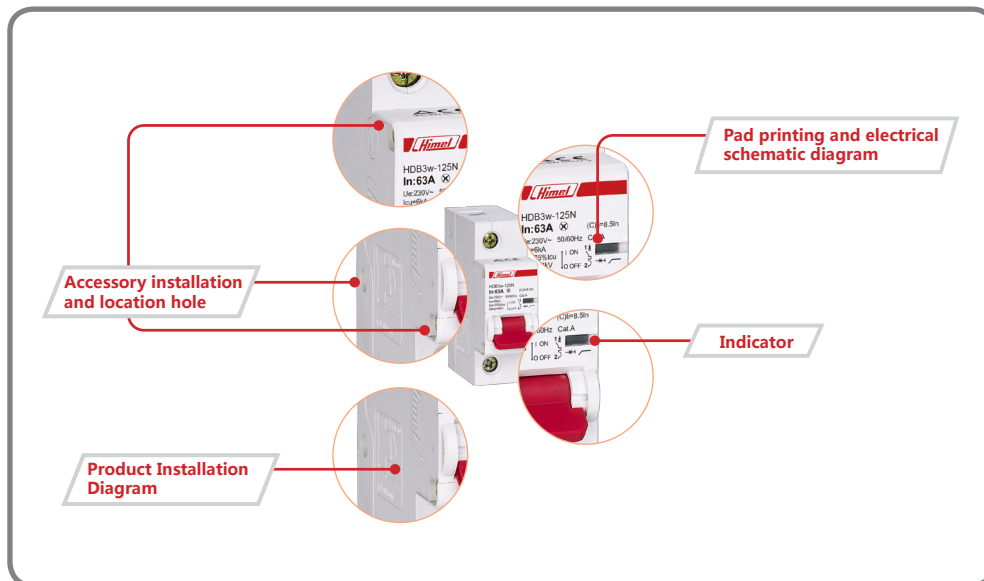
- Short circuit protection
- Overload protection
- Isolating function

Main Features

Rated operating voltage (V)	1P: 230VAC
	2P,3P,4P: 400VAC
Rated current (A)	63-125
Rated frequency (Hz)	50/60
Poles	1P,2P,3P,4P
Breaking capacity (kA)	6, 10



Product Details Display



HDB3w-125 Molded Case Circuit Breaker

IEC/EN60947-2

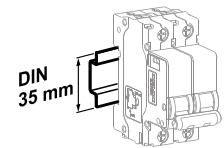


Electrical Characteristics

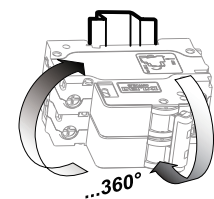
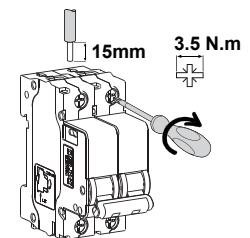
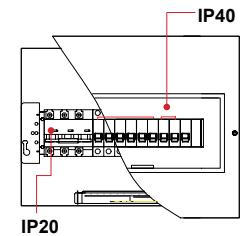
Rated insulation voltage U_i	(V)	250 (phase-to-ground) / 500 (phase-to-phase)
Rated working voltage U_{Bmax}	1P (V)	230VAC
	2P,3P,4P	400VAC
Rated short-circuit capacity I_{cn} (IEC/EN60947-2)	(KA)	6, 10
Rated impulse withstand voltage	(KV)	4
Dielectric test voltage		2kV (50/60Hz 1 minute)
Isolating function		Available
Pollution class		2
Tripping type		Thermal magnetic tripping
Thermal magnetic trip characteristics	B curve ($I_i=6I_n$)	
	C curve ($I_i=8.5I_n$)	
	D curve ($I_i=12I_n$)	
Electrical and mechanical accessories		

Mechanical characteristics

Handle		Red, pad printing indicating ON-OFF position
Mechanical life	Times	8500 times ($I_n \leq 100A$) 7000 times ($I_n > 100A$)
Electrical life	Times	1500 times ($I_n \leq 100A$) 1000 times ($I_n > 100A$)
Protection rating	Installed in distribution box	IP40
	Installed directly	IP20
Anti-vibration (IEC/EN 60947-2)		Places with no significant vibration or shock
Reference ambient temperature	°C	30°C
Operating ambient temperature (daily mean temperature $\leq +35^\circ\text{C}$)	°C	-20°C ~+60°C
Storage temperature	°C	-40°C ~+70°C



Installed on 35mm standard guide rail



Flexible installation direction

HDB3w-125 Molded Case Circuit Breaker

IEC/EN60947-2



Installation features

Terminal type		Tunnel terminal
Maximum wiring capacity	(A)	Current ratings 63-125:50mm ²
Maximum ultimate torque	(A)	Current ratings 63-125:3.5N.m
Tools		Cross head screwdriver or flathead screwdriver
Installation		Installed on standard DIN guide rail (35mm)
Line incoming mode		Top or bottom

Temperature (C)

Rated value Current (A)	-20	-10	0	10	20	30	40	50	60
63	78.8	75.6	72.5	69.3	66.2	63	59.2	56.1	53
80	100	96	92	88	84	80	75.2	71	67
100	125	120	115	110	105	100	94	88	80
125	169.2	162.8	143.8	137.5	131.2	125	117.8	111.5	105





HDB3w-125 Molded Case Circuit Breaker

IEC/EN60947-2



HDB3w-125 Molded Case Circuit Breaker

Product name	Breaking capacity	Poles	Trip type	Rated current
HDB3w-125	N	1	C	63
	↓	↓	↓	↓
	N:6kA H:10kA	1: 1P 2: 2P 3: 3P 4: 4P	B: B curve (Ii=6In) C: C curve (Ii=8.5In) D: D curve (Ii=12In)	63: 63A 80: 80A 100: 100A 125: 125A

HDB3w-125 Breaking capacity	Pole	Rated current	Trip type		
			B	C	D
6kA	1P 	63	HDB3w125N1B63	HDB3w125N1C63	HDB3w125N1D63
		80	HDB3w125N1B80	HDB3w125N1C80	HDB3w125N1D80
		100	HDB3w125N1B100	HDB3w125N1C100	HDB3w125N1D100
		125	HDB3w125N1B125	HDB3w125N1C125	HDB3w125N1D125
	2P 	63	HDB3w125N2B63	HDB3w125N2C63	HDB3w125N2D63
		80	HDB3w125N2B80	HDB3w125N2C80	HDB3w125N2D80
		100	HDB3w125N2B100	HDB3w125N2C100	HDB3w125N2D100
		125	HDB3w125N2B125	HDB3w125N2C125	HDB3w125N2D125
	3P 	63	HDB3w125N3B63	HDB3w125N3C63	HDB3w125N3D63
		80	HDB3w125N3B80	HDB3w125N3C80	HDB3w125N3D80
		100	HDB3w125N3B100	HDB3w125N3C100	HDB3w125N3D100
		125	HDB3w125N3B125	HDB3w125N3C125	HDB3w125N3D125
4P 	63	HDB3w125N4B63	HDB3w125N4C63	HDB3w125N4D63	
	80	HDB3w125N4B80	HDB3w125N4C80	HDB3w125N4D80	
	100	HDB3w125N4B100	HDB3w125N4C100	HDB3w125N4D100	
	125	HDB3w125N4B125	HDB3w125N4C125	HDB3w125N4D125	



Final Distribution



HDB3w-125 Molded Case Circuit Breaker

IEC/EN60947-2



HDB3w-125 Molded Case Circuit Breaker

HDB3w-125 Breaking capacity	Pole	Rated current	Trip type		
			B	C	D
10kA	1P 1 2	63	HDB3w125H1B63	HDB3w125H1C63	HDB3w125H1D63
		80	HDB3w125H1B80	HDB3w125H1C80	HDB3w125H1D80
		100	HDB3w125H1B100	HDB3w125H1C100	HDB3w125H1D100
		125	HDB3w125H1B125	HDB3w125H1C125	HDB3w125H1D125
	2P 1 3 2 4	63	HDB3w125H2B63	HDB3w125H2C63	HDB3w125H2D63
		80	HDB3w125H2B80	HDB3w125H2C80	HDB3w125H2D80
		100	HDB3w125H2B100	HDB3w125H2C100	HDB3w125H2D100
		125	HDB3w125H2B125	HDB3w125H2C125	HDB3w125H2D125
	3P 3 5 2 4 6	63	HDB3w125H3B63	HDB3w125H3C63	HDB3w125H3D63
		80	HDB3w125H3B80	HDB3w125H3C80	HDB3w125H3D80
		100	HDB3w125H3B100	HDB3w125H3C100	HDB3w125H3D100
		125	HDB3w125H3B125	HDB3w125H3C125	HDB3w125H3D125
4P 3 5 7 2 4 6 8	63	HDB3w125H4B63	HDB3w125H4C63	HDB3w125H4D63	
	80	HDB3w125H4B80	HDB3w125H4C80	HDB3w125H4D80	
	100	HDB3w125H4B100	HDB3w125H4C100	HDB3w125H4D100	
	125	HDB3w125H4B125	HDB3w125H4C125	HDB3w125H4D125	



Final Distribution

HDB3w-125 Molded Case Circuit Breaker

IEC/EN60947-2



HDB3w-125 Molded Case Circuit Breaker

